



Contents

| | |
|---------------------------------------|---|
| 1. Product Introduction..... | 1 |
| 2. Structures of the Product | 1 |
| 3. Characteristic of the Product..... | 2 |
| 4. How to use E-Cigarette | 2 |
| 5. How to charge | 2 |
| 6. Troubleshooting..... | 3 |
| 7. Cautions | 3 |

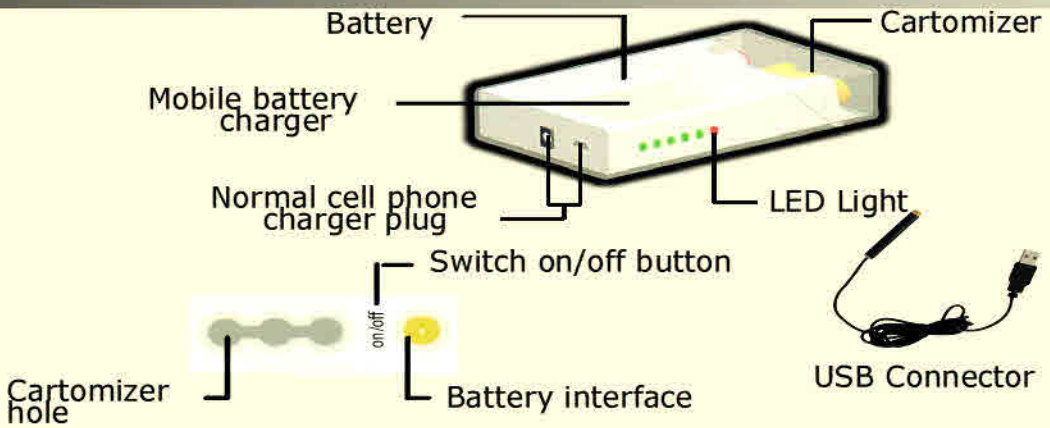
attention
 1.To keep the activity of the battery, avoid not using the battery for more than two months.
 2.When screwing and connecting to charger, you have to take extra care of your strength, and stop screwing when the indicator light turn red.

Product Introduction

This product has been developed with our new design and new cartomizer and battery technology. You can use it almost like a normal cigarette pack. E-Pack is equipped compactly with the cartomizer, the E-Cig battery and the mobile battery charger within the pack unit. When the power of the E-Cig battery is less or finished, you can simply put back your E-Cig battery inside the E-Pack and the E-Cig battery can be then charged by the mobile battery charger, so that you will keep your E-Cig battery power much longer. And the mobile battery charger can be charged by the normal mobile phone battery charger. It is very easy for you to bring and enjoy the E-Pack wherever you want. It is so compact and useful, however it is inexpensive. The cartridge can be used much longer, with much more smoke than any other type of E-Cigarette. One cartridge is equivalent to at least 16 cigarettes normally. It is ideal for men or women who like to enjoy and satisfy those tactile smoking sensations.

The new developed carrying power case is easy for charging when you are out of battery power. It is useful for battery keep charged.

Structures of the Product



Characteristic of the Product

E-Cig Products are healthy and environmental protecting electronic atomizing devices. The essentially differences between the E-Cig Products and the ordinary cigarettes are as follows:

- No tar and any other carcinogenic substance or harmful ingredients to human body.
- No ignition required, no danger hence will not lead to the over 4000 chemical substances produced by the ordinary cigarettes, like carbon monoxide.
- Harmless to others as well as the environment, without the danger of second - hand smoking.
- No possibility to cause fire. It can be used safely in most no - smoking places.
- E-Cig Products are designed according to Nicotine replacement therapy recommended by World Health Organization (WHO). According to the smoke - quitting procedure, the target of quitting smoke can be reached non - painfully within a certain period of time.
- E - Pack has adopted lithium battery chip to protect the battery in a more efficient way. The chip is able to automatically test the voltage of battery during charging period. After the battery is fully charged, the chip will stop charging automatically to avoid overcharge and protect the quality of lithium battery.
- E - Pack is able to start when battery is low in power. Besides, the lithium battery enjoys protection for short - circuit, over - heat, over - current, and over - voltage. All these functions are designed to prevent over - charge of the battery.

How to use E-Cigarette

Screw and connect the battery with the atomized cartridge.

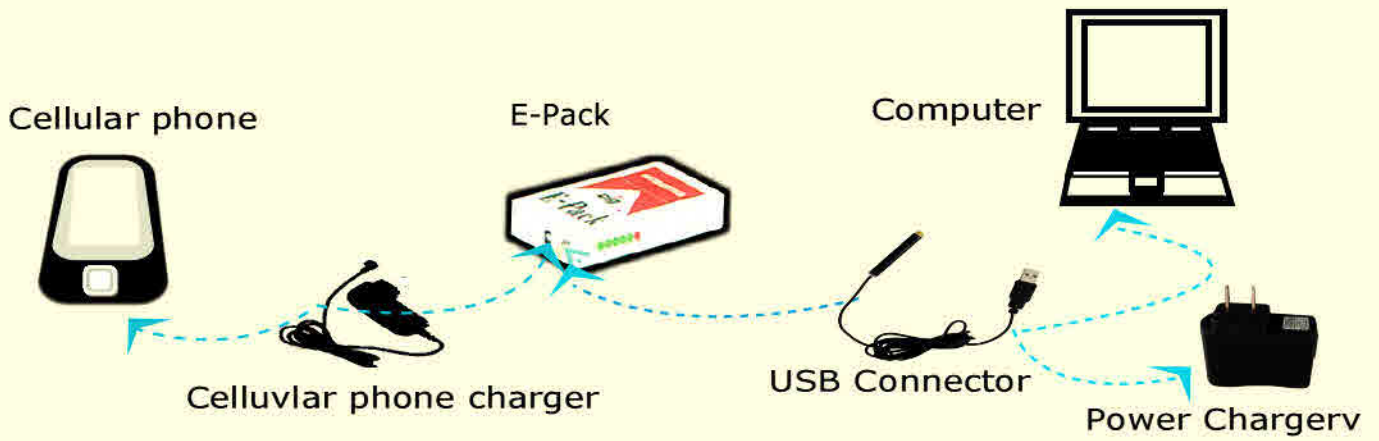
The electronic circuit will start to work as the cartridge is inhaled by mouth. Stopping inhaling will terminate the atomization, and operating mode will turn to standby state.

One ordinary cigarette equals about 14 - 16 pulls, so after smoking 14 - 16 puffs of the atomized cartridge, it's better that the smoker stops smoking about half an hour before smoking again.



How to charge

- Connect the cell phone charger plug with E - Pack for charging battery. If the cell phone charger plug does not fit, please use attached USB connector.
- The battery is charging when the LED turns green and flash; the battery is fully charged after 2 - 3 hours when all the LEDs turn light.
- Put the e - cigarette into the E - Pack and press on / off, then LED turns red, indicating the e - cigarette is charging; after 2 - 3 hours, LED turns off indicating the e - cigarette is fully charged.
- Press on / off when the e - cigarette is unplugged, and you will see the quantity for spare battery. It will stay in sleeping state after 1 second.
- The power case will protect the spare battery if it is short - circuited when the e - cigarette is charged by spare battery.



Troubleshooting

Less smoke or no smoke


- The battery is running out ----- please charge or change the battery.
- Improper connection between battery and cartridge ----- Screw the cartridge tightly.
- Preheat the atomizer ----- deeply inhale 2-3 mouthful.
- If you inhale the cartridge for too long time, the E-Liquid inside could be used up and you might get some burnt smell ----- please change the cartridge.

Cautions

- Do not put the liquid into mouth or contact with mucous membrane.
- Please keep it out of children 's reach.
- Keep the cartridge in a cool and dry place.
- Keep it away from high temperature environment in use, storage or charge.
- Stop use the battery when it is found out of service.
- Take sextra care of the microelectronic component , and keep it properly to avoid damages to it caused by collision.
- After smoking 14 - 16 puffs of the atomized cartridge, plwase stop smoking about half an hour before smoking again.
- Please strictly abide by relevant local laws and reglations on driving. Don' t use the E - Cig Products while driving.

Specifications

| Model | E-Cig E9 | E-Pack |
|--------------|---------------------------------------|---------------------------------------|
| Power source | DC3.5v (lithium battery componets) | DC3.5v (lithium battery componets) |
| Dimensions | 83mm,117mm(with Cartridge) | 59mm x 21mm x 94mm (L x W x H) |
| Weight | 13g,17.5g (with Cartridge) | 13g,17.5g (with Cartridge) |



Cixi E-Cig Technology Inc.
 Add: 145 Danshan N.Rd., Cixi City,
 Zhejiang , 315300
 Tel: 86-574-63036932
 Fax: 86-574-63033971
 Web: www.e-cig.com